

GET INTO GEAR!

• Everything you ever wanted to know about the Game Gear •

What's grey, shaped like a vital internal organ, goes beep when you press its Buttons, has more add-ons than a Kenwood Food Mixer and enables you to watch "Baywatch?" Why, the Gear Gear, of course! Neil West gives you the low-down on this stunning handheld.

EVERYONE KNOWS THAT GAME Gears are groovy, great and, er, grey. But there's no getting away from the fact that with so many add-ons and extras to buy, carrying a fully tool-ed-up Game Gear can be a big problem.

You don't really need the muscles of an Arnold Schwarzenegger though. Just read our guide and you'll soon know what's available, how much it costs – and whether its worth the dosh or not!

GAME GEAR

£99.99

The Game Gear first arrived in the shops on 24 June 1991 and Sega now reckon that more than 150,000 of the cuddly little colour portables are zapping their funky little stuff throughout the UK. All the *Sega Power* team own one (but not for much longer, as you'll find out on page 18). In fact,

it seems that anybody who's anybody turns to their Game Gear when they've got the time.

If you're new to the world of handheld gaming though, here are a few non-technical specifications to be getting on with.

The Game Gear is basically just a Master System (albeit 10% faster), squeezed into a smaller box with a built-in mini-TV screen. It's roughly the size of six audio cassette boxes, stacked three wide and two deep (210mm by 113mm by 38mm).

The colour LCD screen is about the size of two matchboxes laid side by side (3.2 inches across the diagonal), with a resolution of 480 x 146 pixels. Sound is in stereo (via headphones) or mono (through the in-built speaker). There are controls for volume, screen brightness, and, of course, for playing games.

Sega Power Say: "The Game Gear comes with no accessories (not even a game), the batteries don't last very long and some find the screen too small. But despite these niggles, the Game Gear is still a beautiful piece of kit and highly recommended." *****

MASTER SYSTEM ADAPTER


£34.99

Play Master System carts on your Game Gear! This is the single most important extra to buy if you already own a Master System and are thinking about buying a Game Gear.

Not only do you instantly have a huge selection of games to choose from (over 150 as opposed to the 25 Game Gear titles so far released), but you also get to keep all your existing fave games.

■ **The Master System Adapter:** With this handy add-on, you can play both Master System and Game Gear cartridges on your Game Gear

■ **The Game Gear comes with no games, no add-ons and no extras – so choosing what stuff to buy can be a very tricky business**





The Adapter slides into the cartridge slot of the Game Gear and then you simply screw it into place.

This then leaves room for the Master System cartridge to slide in underneath. Both the Adapter and the Master System cart are fairly small, so the Game Gear remains relatively portable even when the two doobies are attached – although admittedly you'd probably have difficulty slipping it into your pocket.

There are only a couple of drawbacks. For a start, you can't use the Master System Adapter at the same time as the Magnifier – they both screw into the same place. To make matters worse, a lot of Master System titles are designed with a TV or a monitor in mind – not a 3.2 inch mini-screen.

As a result, you can't in reality play a lot of Master System titles on the Game Gear. The fab Master System version of *Sonic The*

■ **The Wide Gear:** at just £14.99, this gizmo enables you to magnify the handheld's tiny screen and see what's what!





■ Turn your handheld into a mini colour TV for £74.99. At the price, this is really far too expensive, so why not save your cash?

small enough to fit into the cart slot without making the whole bundle too big to carry around. The picture is sharp and clear, and the aerial is powerful enough to pick up a decent picture almost anywhere – simply turn the dial to tune in to any of the four standard TV channels. The screen's easily big enough for one person to watch, but can't really accommodate any more. You can even play videos through it!

The batteries last just as long as if you are playing games, making the TV Tuner ideal for anyone who would otherwise have to miss their favourite TV show because of a train ride or whatever. It's also ideal for those of you who like watching telly in bed!

Sega Power Say: "The TV Tuner works like a dream, with crystal clear reception and good portability. But at just under 75 quid, it's far too expensive – especially when you can buy a proper mini-TV for the same money. Wait for a price drop before splashing out." ★★

AC ADAPTER

£9.99

An essential buy for anyone who owns a Game Gear and ever plays at home. After all, batteries are environmentally unfriendly, too expensive and generally bad news all round.

An AC Adapter is the ideal solution. Just make sure that you buy the right one. The specifications of the Official Game Gear AC Adapter are different to most personal stereo or console adapters, so make sure you check before you buy. Either that or risk blowing your Game Gear to bits.

Remember – you'll need one of these (or a Car Adapter) if you plan to buy a Rechargeable Battery Pack.

Sega Power Say: "A must buy for all Game Gear owners. If you can't find an Official Sega AC Adapter, then go to a decent electrician to make sure you get a suitable alternative." ★★

CAR ADAPTER

£17.99

Great for car journeys or camping trips, the Car Adapter simply plus into a cigarette lighter and powers the Game Gear via the car's battery. The lead may get in the way of the driver, but hey – a genuine car crash would only add realism to the gameplaying experience (*you can't say that!* – Ed). Sorry, I just did.

It also means that any smokers in the car who forget to bring a box of matches will have to go cold turkey for the duration of your alien-blasting or column-dropping session. (It's a good way of getting 'em to give up, I suppose!)

You can also use the Car Adapter to charge up the Rechargeable Battery

Pack. You can use this as an alternative to the Adapter. **Sega Power Say:** "Ideal if you have to endure long car journeys (as a passenger, that is!) or maybe if you take the car on holiday with you. But as with the AC Adapter, just make sure you buy either the official model or a suitable alternative, okay?" ★★

BATTERY PACK

£29.99

Say goodbye to those battery blues with Sega's Rechargeable Battery Pack. It takes eight hours to charge up (via the AC Adapter or the Car Adapter) but then gives you about a day's worth of solid playing.

It weighs about the same as the Game Gear and you can recharge it up to 300 times. It also has a clip, so you can attach it to your belt and then connect it to the handheld.

Okay, so it looks pretty slick – but it's also heavy, cumbersome and the lead gets in the way. We reckon it's a far better idea to buy a set of six HP7 batteries and a recharger unit. These work just as well and don't add anything to the Game Gear's bulk.

Sega Power Say: "Stylish (it looks like a set of barber's hair clippers), but really a waste of money. Far better to buy just conventional rechargeable batteries and a recharging unit." ★

GEAR-TO-GEAR CABLE


£4.99

Almost half the games available for the Game Gear offer a two-player mode in which two Game Gear owners can play against each other using just the simple Gear-To-Gear Cable.

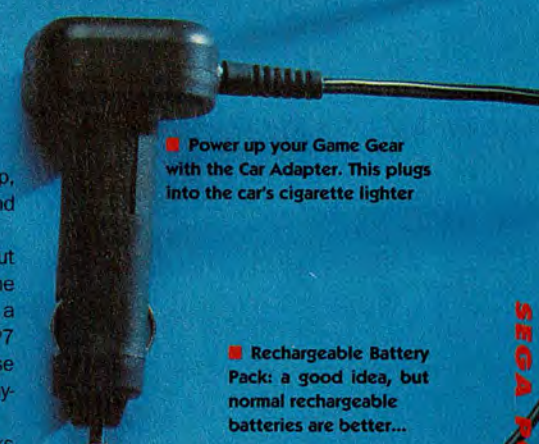
Sounds quite good, doesn't it? Well, yes – it is good, but you have to remember that both the players need to own a copy of the same game in order to play. And this can get expensive, especially if you tend to buy just one cart between a group of friends. Even so, this is a great add-on. In *Pac-Man*, for instance, devouring a ghost simply makes it appear in your mate's maze, while in *Super Monaco G.P.*, two players can race against each other!

Sega Power Say: "At only £4.99, this is an essential add-on for anyone who has friends with the same games. It also brings a new challenge to titles you may have got bored of or have already completed in one-player mode." ★★

■ Now turn over the page to find out what brilliant games you can get for this new member of the Sega family...




■ Save on batteries and use Sega's AC Adapter to power your handheld straight from the mains supply



■ Power up your Game Gear with the Car Adapter. This plugs into the car's cigarette lighter

■ Rechargeable Battery Pack: a good idea, but normal rechargeable batteries are better...



■ The Gear-To-Gear Cable: this enables you to link up your handheld with a mate's and then embark on a mega intense head-to-head bash!

Hedgehog, for example, is so detailed and so fast that if you try playing it on the handheld you don't stand a chance. This isn't always the case though. Choose your carts well and this gizmo can offer great value for money.

Sega Power Say: "An essential buy for anyone who's already got a library of Master System games or who likes the idea of being able to choose from a selection of over 150 titles.

"Don't bother if you like using the Magnifier, but otherwise, start scanning the Small Ads now (starting on page 72) for some real bargains." ★★

■ If you can't find the Adapter in the shops, simply contact Silica Systems ☎ (081) 309 1111 for more info, okay?

WIDE GEAR

£14.99

This is basically just a magnifying lens on a bracket that bolts onto the back of the Game Gear. It magnifies the screen enough to quell any grumbles that the "small and fiddly" brigade might have about the handheld's diminutive screen, but in order to keep your game character in focus, you have to keep moving your head around. Don't worry! It's not enough to make you look like you're doing a Mongolian moorhen's mating ritual, but it's disconcerting nonetheless.

You can't really see the entire screen all at once, you see. And even though you can use it with the TV Tuner, the resulting picture is fairly strange.

But there's a more serious problem. You can't use it with the Master System Adapter – they both bolt on at the same place. So if your main library of Game Gear titles is going to be from your old Master System range, be warned.

Sega Power Say: "You can't really carry the Game Gear around with you with the Magnifier attached, but it makes long sessions a lot less taxing on the eyes. As long as you aren't intending to use it with the Master System Adapter, the Wide Gear is great value." ★★

TV TUNER

£74.99

Turn your own Game Gear into a mini-portable TV! It's a great idea, it works like a dream and the TV Tuner add-on is

SEGA POWER MARCH 1992